



# Online Safety Information Evening

16th October, 2024

# How are Young People Accessing the Internet?




- Phones
- Laptops
- Tablets
- Online gaming



# Benefits & Risks

- ✓ Easy access to a wealth of information
  - ✓ Communication over distance
  - ✓ Allows a wider range of viewpoints
  - ✓ Supplements work/study
  - ✓ Key part of the modern world
- 
- Inappropriate/harmful content
  - Predators looking to exploit vulnerable people
  - Cyberbullying
  - Screentime addiction
  - Peer pressure





[Panorama - Can We Live Without Our Phones? - BBC iPlayer](#)

# Protecting Personal Information



Keeping personal information private is crucial for online safety. Never share full names, addresses, or passwords with anyone online. Be cautious about the information you share on social media. Adjust privacy settings to control who can see your posts and profile. Remember that even when something appears harmless, it can still be misused by others. Practising good digital hygiene helps protect our identity.

- **What types of personal information should you keep private?**
- **How can you control who sees your posts on social media?**
- **Why is it important to practise good digital hygiene?**

# What can I do?



- ✓ Talk to your child about their phone use
- ✓ Talk about the positive aspects & the dangers
- ✓ Use parental controls & safety features
- ✓ Have rules around healthy phone use
- ✓ Model healthy phone use
- ✓ Stay informed about new trends/features
- ✓ Report concerns

- No screentime between 2100 and 0800
- No phones at the meal table
- No phones in bedrooms
- Parent/carer will check phone periodically

A screenshot of the NSPCC website. At the top right, there are links for 'Online shop', 'NSPCC Learning', 'Online safety advice', and 'Accessibility tool'. The NSPCC logo is on the left, and the tagline 'EVERY CHILDHOOD IS WORTH FIGHTING FOR' is in the center. A green 'Donate' button is on the right. Below this is a dark navigation bar with links: 'What is child abuse?', 'Support for parents', 'Keeping children safe', 'Support us', 'About us', 'Events', 'Helpline', and 'Search'. Below the navigation bar is a breadcrumb trail: 'Home | Keeping children safe | Keeping children safe online | Talking to your child about online safety'. The main content area features a large image of a family (a man, a woman, and a young boy) looking at a laptop. A green text box on the left of the image reads: 'Talking to your child about online safety' and 'Advice on how to start the conversation and get support if you're worried.'

# Staying Safe While Gaming Online



Online gaming can be a fun way to connect with others, but it also has risks. Avoid sharing personal details with other players. Use anonymity features and be wary of in-game purchases. Establish rules for yourself about screen time; consider who you are interacting with online. Staying aware and educated about the gaming environment helps maintain a safe and enjoyable experience.

- **What personal details should you avoid sharing while gaming?**
- **How can you maintain privacy while gaming?**
- **What is one rule you should establish for yourself while gaming?**



# School Curriculum



## PSHE

**Yr. 7** – Healthy phone use and communication

**Yr. 8** – Online wellbeing

**Yr. 9** – Drop-down days with outside agencies

**Yr. 10** – Drop-down days with outside  
agencies

**Yr. 11-** Online wellbeing

# Recognising and Reporting Online Threats



If you encounter online threats, such as cyberbullying or suspicious messages, it's crucial to take action. Report any harmful content to the appropriate platform, whether it's social media or a gaming site. Inform a trusted adult about the situation so they can provide guidance. Remember, you are not alone, and there are people who can help you navigate these challenges safely.

- **What should you do if you receive a suspicious message online?**
- **Who can help you if you're facing online threats?**
- **Why is it important to talk about online threats?**

# Reporting and Getting Help





I would like advice on...



[Home](#)

[Get advice](#)

[Concerned about your child?](#)

[How to get help](#)

[Home Safety Activities](#)

[#AskTheAwkward](#)

# Helping you to better protect your children online

I'm concerned about my child

> [I'm concerned about my child](#)

Reporting an incident to CEOP

> [Reporting an incident to CEOP](#)

I'd like information and advice on keeping my child safe

> [I'd like information and advice on keeping my child safe](#)



# Managing Tasks and Time with Online Tools

# Introduction to Online Tools



In today's digital world, we have many online tools that help us manage our tasks and time more effectively.

Tools like Showbie, Class Charts, and Google Classroom are designed to assist students in keeping track of their assignments and deadlines.

Each platform offers unique features that enhance learning and organisation, making it easier for students to follow their studies and meet their deadlines.

# Using Showbie for Task Management



Showbie is a platform that allows students to submit assignments and receive feedback easily.

Teachers create folders for each subject to store students' work which helps them keep everything in one place. Additionally, students can comment on peers' work, which helps build a collaborative learning environment.

This tool encourages responsibility and organisation by allowing students to track submissions and due dates.



**showbie**

# Using Showbie for Task Management

The image shows a tablet displaying the Showbie app interface. The main screen is titled "Keith Ashton's Portfolio" and is divided into sections for "TODAY", "YESTERDAY", and "SEPTEMBER 16". On the left, there is a sidebar menu with "Portfolio & Items", "All Assignments", and "CLASSES" (English, Math, Science). A notification bubble on the right side of the screen reads: "Keith Ashton added to portfolio just now" with a "Go to Keith's portfolio" link. The background is a solid blue color.

Keith Ashton's Portfolio

**TODAY**

- Voice Note
- Keith Ashton Math assignment Math

**YESTERDAY**

- The Water Cycle
- Mr. Hansen The Water Cycle Science
- Hydrogen is the simplest and lightest element on the periodic table of elements.
- Keith Ashton Water and Hydrogen Science
- 28/30 Great job Keith!
- Mrs. Hansen Water and Hydrogen Science
- Letterforms
- Mr. Hansen Corina English

**SEPTEMBER 16**

- Voice Note
- Keith Ashton English Shakespeare Play

Keith Ashton added to portfolio just now

[Go to Keith's portfolio >](#)



# Class Charts for Planning and Tracking



Class Charts is a useful tool for monitoring students' progress and planning tasks. It allows teachers to set homework tasks and deadlines, which appear on an individual dashboard.

Students can prioritise their work and see what needs to be done at a glance. Furthermore, Class Charts can help students manage their behaviour, giving them a complete picture of how they are doing in school in terms of positives and areas where they may need to develop.



**ClassCharts**

Tom Thomson

No preference Not pinned -3

Positive Negative

Good progress Good work Kindness On task Perseverance Sharing

Activity

Saturday 24 November

ThePhoto by PhotoAuthor is licensed under

# Class Charts for Planning and Tracking



High School

Select type | Select a subject | Select a teacher | All classes

May 2nd - 8th 2016

Monday 3rd May	Tuesday 4th May	Wednesday 5th May	Thursday 6th May	Friday 7th May	Saturday 8th May
9:30Comp Engineering M Jackson	9:15Ma Maths Mr P Roberts	9:30Eng English Mr P Jackson	11:15Art Art Mr P Roberts	9:15Ma Maths Mr P Roberts	
9:15Ma Biology M Jackson	9:30Eng English Mr P Jackson	9:15Ma Maths Mr P Roberts	9:15Ma Maths Mr P Roberts	9:15Chem Chemistry Mr P Roberts	
9:30Eng English M Jackson	9:15Ma Biology Mr P Roberts	9:30Comp Computing Mr P Jackson	9:15Ma Biology Mr P Roberts	9:15Ma Maths Mr P Roberts	
	9:15Chem Chemistry Mr P Roberts	9:15Ma Biology Mr P Roberts	9:30Eng English Mr P Jackson	9:15Arts Arts Mr P Roberts	
	9:30Art Art Mr P Roberts	9:15Chem Chemistry Mr P Roberts	9:30Comp Computing Mr P Jackson	9:30Comp Computing Mr P Jackson	
	9:15Chem Chemistry Mr P Roberts	9:15Art Art Mr P Roberts		9:15Ma Maths Mr P Roberts	

# Google Classroom for Communication and Resources



Google Classroom is a fantastic tool for communication between students and their teachers. Students can access assignments, class materials, and essential announcements all in one place.

It also allows for discussions and questions, enabling students to engage with their classmates and teachers easily. This platform fosters a strong sense of community and helps you stay informed about your studies.

# Google Classroom for Communication and Resources



Google Classroom

To review Calendar

Math Period 5

Geography Period 2

Science Period 6

Science Period 4

Homeroom Period 1

Creative Writing Period 3

Art Club After School Clubs

### Written Assignment

Kiran Chauhan · Aug 20

100 points

Write neatly in notebooks

wordsPhoto from Kiran Cha...  
Image

meanings Photo from Kiran ...  
Image

sentences sentences P hoto ...  
Image

sentences ( contd) Photo fro...  
Image

Class comments

Add class comment...

Your work Assigned

Practical no. 2,3 C...  
PowerPoint

+ Add or create

Turn In

Private comments

Add private comment...



# Benefits of Using Online Tools and Family Link



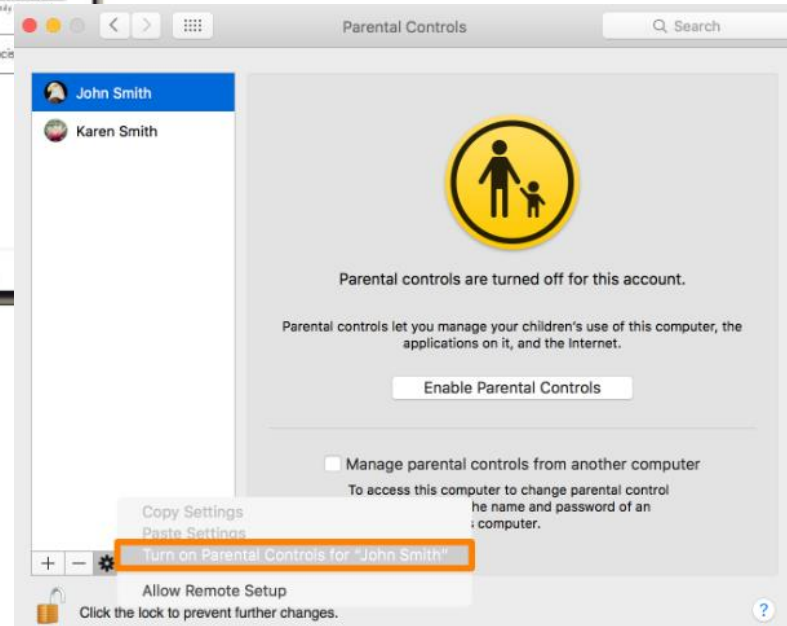
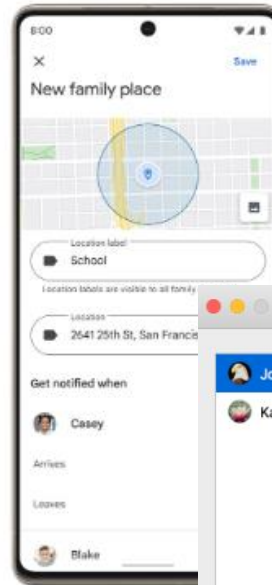
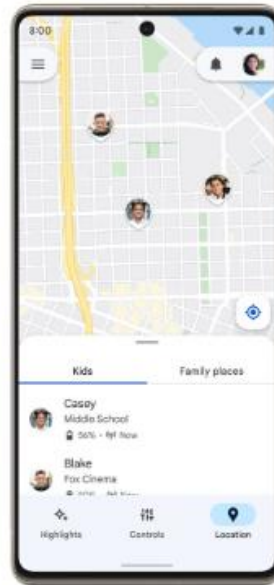
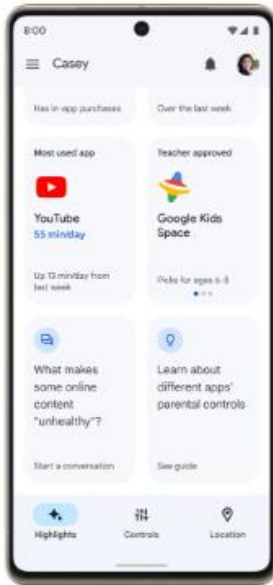
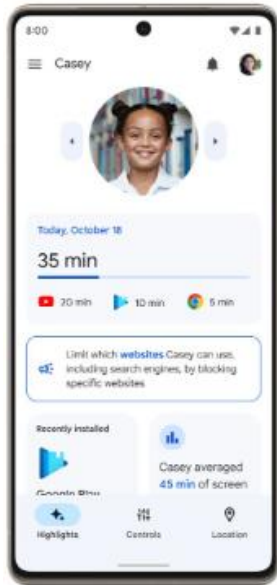
Utilising online tools like Showbie, ClassCharts, and Google Classroom can greatly enhance learning and task management skills.

However, we still need to be mindful of screen time and internet access settings as mentioned previously.....

# Benefits of Using Online Tools and Family Link




Have a discussion about online expectations at home.....






# Parental Controls on iPhone





# Settings

 Airplane Mode


 Wi-Fi Gabbiano >

 Bluetooth On >


 Mobile Service >

 Personal Hotspot >

 Notifications >

 Sounds & Haptics >


 Focus >

 Screen Time >

 General >

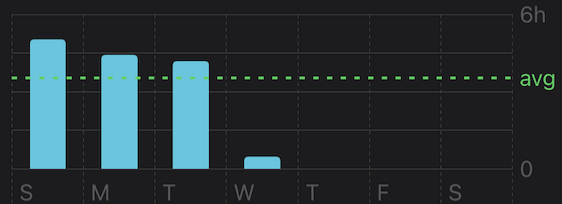
 Control Centre >

 Apple ID & Password >


 >

### Daily Average

**3h 31m** ↑ 55% from last week



 Screen Time >  
Usage and parental controls

 Ask To Buy >  
Purchase approval required



SEBASTIAN'S IPHONE

Daily Average

3h 31m

55% from last week



See All App & Website Activity

Updated today at 07:58

LIMIT USAGE

- Downtime**  
Off until schedule
- App Limits**  
Set time limits for apps
- Always Allowed**  
Choose apps to allow at all times
- Screen Distance**  
Reduce eye strain

COMMUNICATION

- Communication Limits**  
On

COMMUNICATION

- Communication Limits**  
On
- Communication Safety**  
On

RESTRICTIONS

- Content & Privacy Restrictions**  
Manage content, apps and settings

Include Website Data

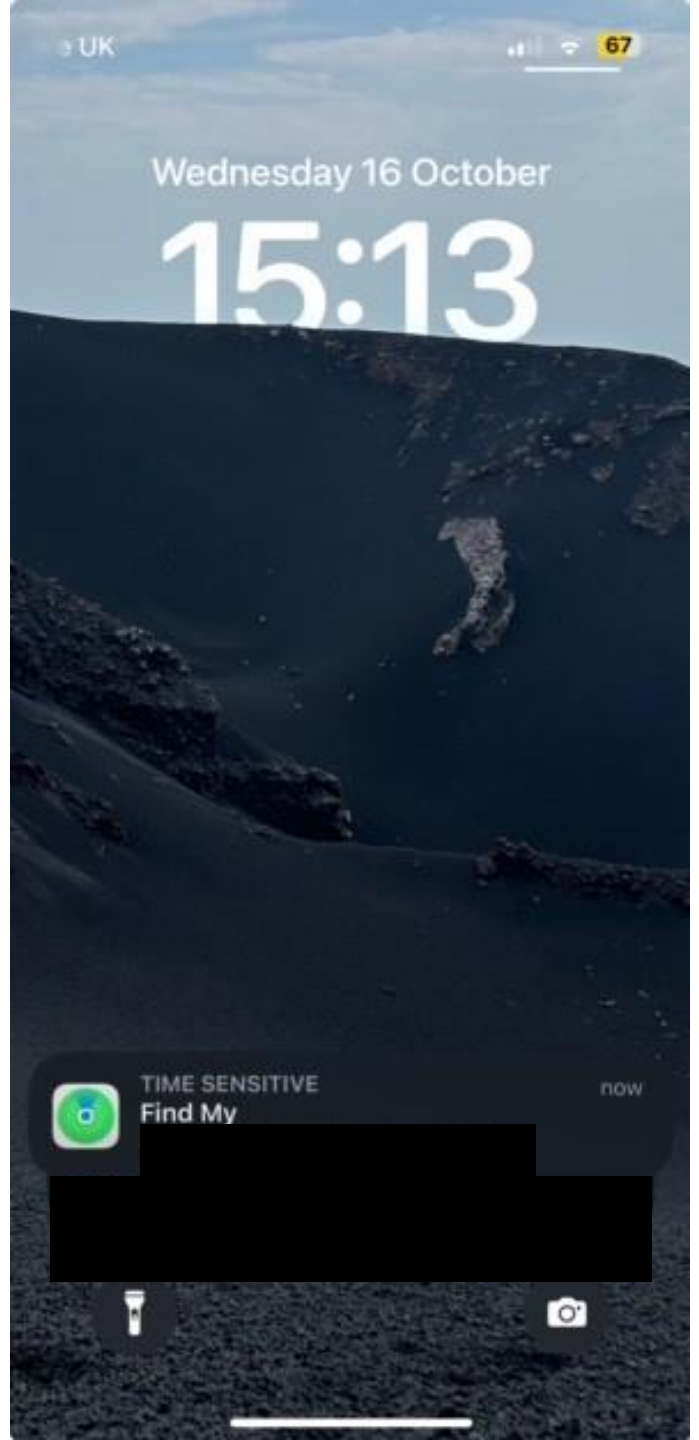

Change Screen Time Passcode

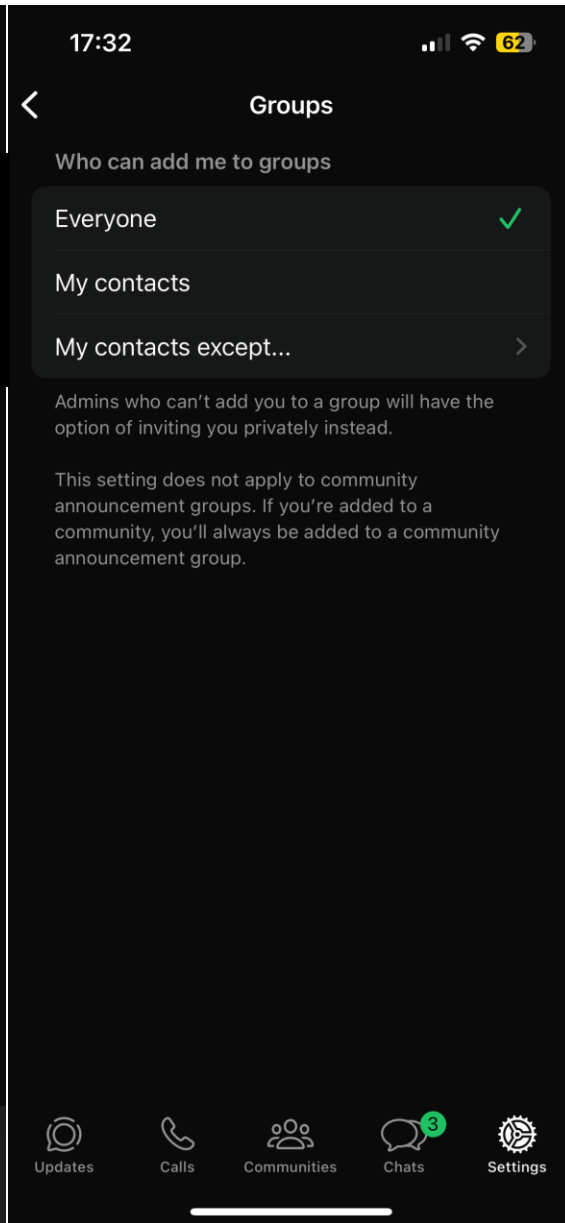
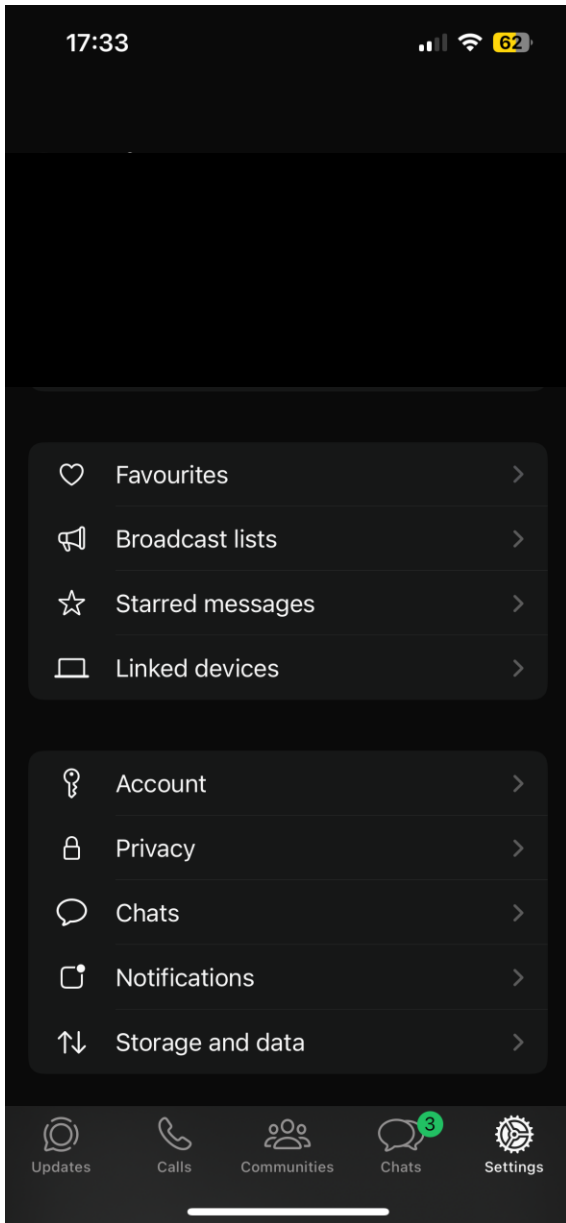
Turn Off App & Website Activity

Turning off App & Website Activity disables real-time reporting, Downtime, App Limits and Always Allowed.

Stop Managing Sebastian's Screen Time

If you stop managing Sebastian's Screen Time, it prevents you from viewing App & Website Activity or enabling any features remotely.







# Parental Controls on Android



Help keep your family  
safer online



Lebara 4G 10:58 77%



Unlocked • 74% • Last online yesterday



Lock



Play sound



Screen time



Lock screen settings  
Lock password, access to apps



App permissions



Location sharing

Add/remove user

Lacey can't add or remove users



Apps from unknown sources

Don't allow installation of apps from sources other than the Google Play Store



Lebara 4G 12:35 69%



Notifications



15 Oct

Add child

Parent access code

Manage family



Privacy notice for parents




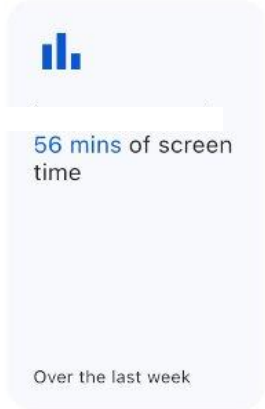
Privacy notice for children




Help and feedback





 Block or allow specific websites, including search engines





Most used app


 YouTube Kids  
30 mins/day


Down 35 secs/day from last week


 


 Build your own voice-controlled

 Build healthy digital habits

 Highlights


 Controls


 Location


Downtime 


18:00–09:00  
Starts in 6 h 46 m

[Change for today](#) [Edit weekly schedule](#)

 App limits  
Set time limits and block apps >

 Content restrictions  
Manage search results, block sites >

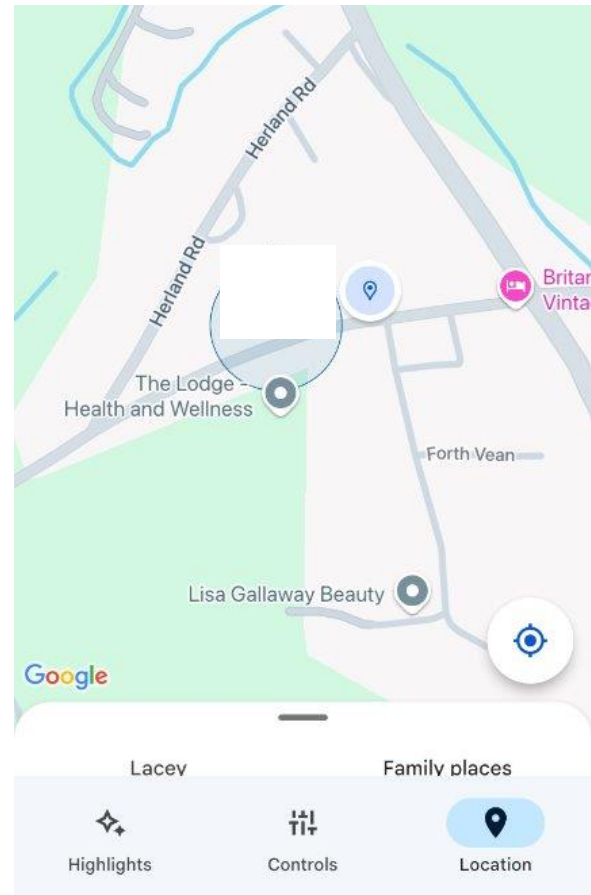
 Account settings  
Sign-in controls, privacy and more >

 Devices  
Battery life, ring device and more >

 Highlights

 Controls

 Location





# Thank you!



## Q&A