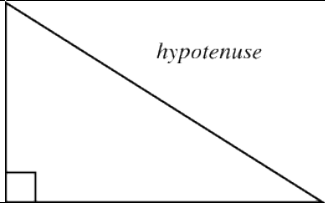
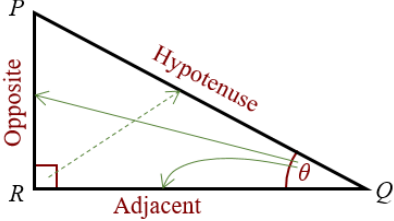
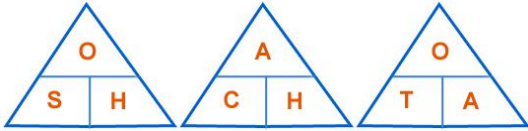
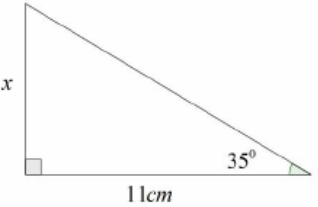
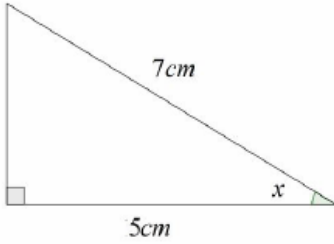


## Topic: Right Angled Trigonometry

Topic/Skill	Definition/Tips	Example
1. Trigonometry	The <b>study of triangles.</b>	
2. Hypotenuse	The <b>longest side</b> of a <b>right-angled triangle.</b>  Is always <b>opposite</b> the <b>right angle.</b>	
3. Adjacent	<b>Next to</b>	
4. Trigonometric Formulae	Use <b>SOHCAHTOA.</b>  $\sin \theta = \frac{O}{H}$ $\cos \theta = \frac{A}{H}$ $\tan \theta = \frac{O}{A}$  When finding a missing angle, use the 'inverse' trigonometric function by pressing the 'shift' button on the calculator.	 Use 'Opposite' and 'Adjacent', so use 'tan' $\tan 35 = \frac{x}{11}$ $x = 11 \tan 35 = 7.70\text{cm}$  Use 'Adjacent' and 'Hypotenuse', so use 'cos' $\cos x = \frac{5}{7}$ $x = \cos^{-1}\left(\frac{5}{7}\right) = 44.4^\circ$
5. 3D Trigonometry	Find missing lengths by <b>identifying right angled triangles.</b>  You will often have to find a missing length you are not asked for before finding the missing length you are asked for.	